

Keep things simple with Amex Pay

You can now make QR payments using Amex Pay

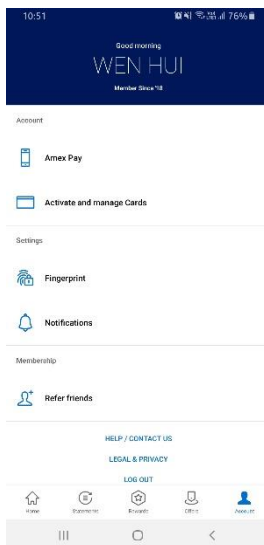
Amex Pay is a simple, secure and convenient way to make QR code-based or contactless* payments through your mobile phone. Simply download the [Amex App](#) to get started. You can also easily manage your Account, view transactions and access our latest offers through the Amex App.

Learn more at business.americanexpress.com/sg/mobile-solutions

*Available only on Android devices with NFC functionality

Add your Card to Amex Pay

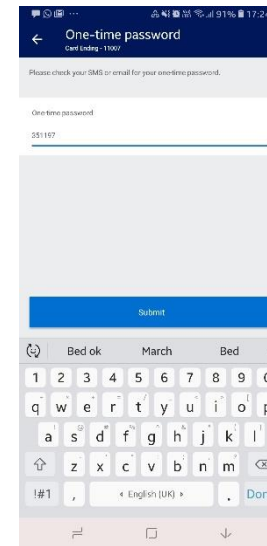
1. Select Account



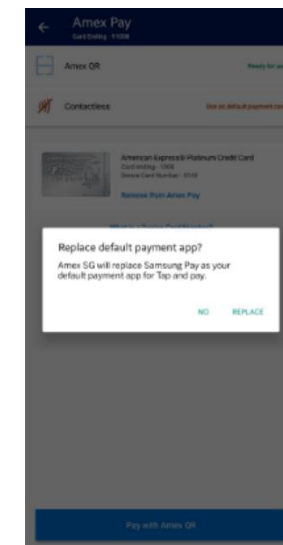
2. Select and activate Amex Pay



3. Enter a one-time verification code to confirm your identity



4. Select to set Amex Pay as your default payment app



Make purchases using Amex Pay



Look for the contactless symbol in-store when you shop anywhere that accepts American Express contactless payments.



Wake the device and hold it near the reader.



If prompted, enter your PIN, passcode, pattern or fingerprint.



Wait for the device to beep or vibrate, then look for the checkmark on the screen.